



Parts One Store Guide: Signing Up for a Parts One Store Account

The first step is to open [Parts One Store](#) and with your mouse, hover over the lock icon.



Click **Register**



Type in **First name:**

YOUR PERSONAL DETAILS

GENDER:
 Male Female

FIRST NAME: LAST NAME:

EMAIL:

USERNAME:

CHECK AVAILABILITY

COMPANY DETAILS

COMPANY NAME:

The screenshot shows a registration form with the following elements: a title 'YOUR PERSONAL DETAILS', a gender selection section with radio buttons for 'Male' and 'Female', two text input fields for 'FIRST NAME' and 'LAST NAME' (the first name field is highlighted with a red border), a text input field for 'EMAIL', a text input field for 'USERNAME', a 'CHECK AVAILABILITY' button, a section titled 'COMPANY DETAILS', and a text input field for 'COMPANY NAME'. Red asterisks are visible at the end of the last name, email, and username fields, indicating required fields.

Type in **Last name:**

The image shows a registration form titled "YOUR PERSONAL DETAILS" with a dashed line separator. The form includes the following fields and options:

- GENDER:** Radio buttons for "Male" and "Female".
- FIRST NAME:** Text input field containing "John".
- LAST NAME:** Text input field, highlighted with a red border.
- EMAIL:** Text input field with a red asterisk on the right.
- USERNAME:** Text input field with a red asterisk on the right.
- CHECK AVAILABILITY:** A button located below the username field.

Below the personal details section is a section titled "COMPANY DETAILS" with a dashed line separator and a "COMPANY NAME:" text input field.

Type in **Email**.

The image shows a registration form titled "YOUR PERSONAL DETAILS" with a dashed line separator. The form includes the following fields and options:

- GENDER:** Radio buttons for "Male" and "Female".
- FIRST NAME:** Text input field containing "John".
- LAST NAME:** Text input field containing "Doe".
- EMAIL:** Text input field containing "h", which is highlighted with a red border.
- USERNAME:** Text input field.

Below the username field is a "CHECK AVAILABILITY" button. A red asterisk is visible to the right of the first name, last name, and username fields. At the bottom of the form, there is a section titled "COMPANY DETAILS" with a dashed line separator and a "COMPANY NAME:" text input field. A small blue arrow icon is located in the bottom right corner of the form area.

Parts One Store Guide: Signing Up for a Parts One Store Account

Type **** in Username:

The screenshot shows a registration form with the following fields and values:

- YOUR PERSONAL DETAILS**
- GENDER:** Male Female
- FIRST NAME:** John *
- LAST NAME:** Doe *
- EMAIL:** hillphoenixdcm@gmail.com *
- USERNAME:** j (highlighted with a red border)
- CHECK AVAILABILITY** button
- COMPANY DETAILS**
- COMPANY NAME:** (empty field)

Enter Your **Company's name:**

CHECK AVAILABILITY

COMPANY DETAILS

COMPANY NAME:

YOUR ADDRESS

STREET ADDRESS:

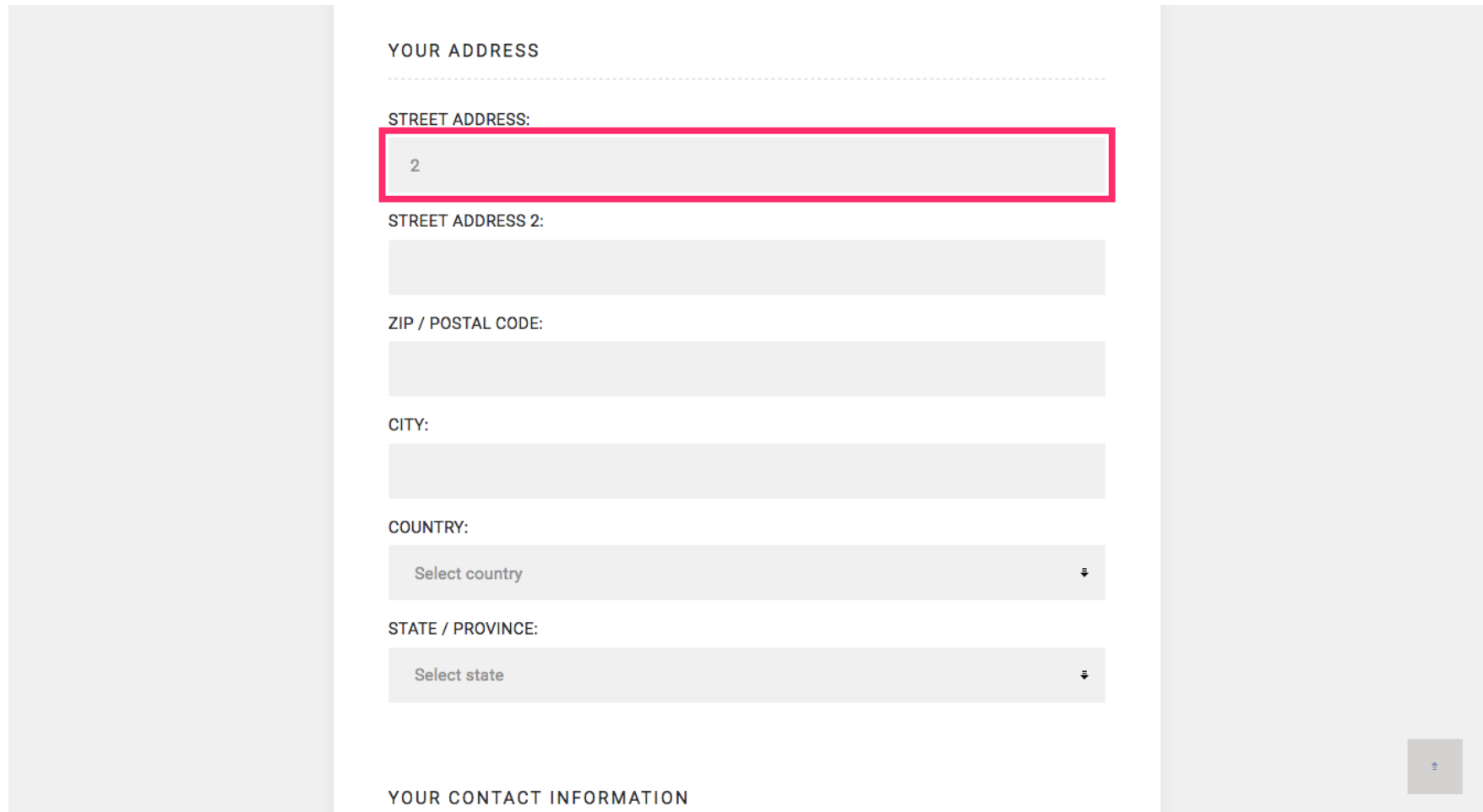
STREET ADDRESS 2:

ZIP / POSTAL CODE:

CITY:

Parts One Store Guide: Signing Up for a Parts One Store Account

Type **** in Address and be sure to include your zip code for accurate shipping rates:



YOUR ADDRESS

STREET ADDRESS:

2

STREET ADDRESS 2:

ZIP / POSTAL CODE:

CITY:

COUNTRY:

Select country

STATE / PROVINCE:

Select state

YOUR CONTACT INFORMATION

Select Country

YOUR ADDRESS

STREET ADDRESS:

2323 E MAIN ST

STREET ADDRESS 2:

ZIP / POSTAL CODE:

23223-7979

CITY:

RICHMOND

COUNTRY:

United States

STATE / PROVINCE:

Select state

YOUR CONTACT INFORMATION

Parts One Store Guide: Signing Up for a Parts One Store Account

United States

STATE / PROVINCE:

Select state

YOUR CONTACT INFORMATION

PHONE:

7034776129

FAX:

OPTIONS

VENDOR ACCOUNT NUMBER (IF APPLICABLE):

c-alike@doverfoodretail.com

Parts One Store Guide: Signing Up for a Parts One Store Account

United States

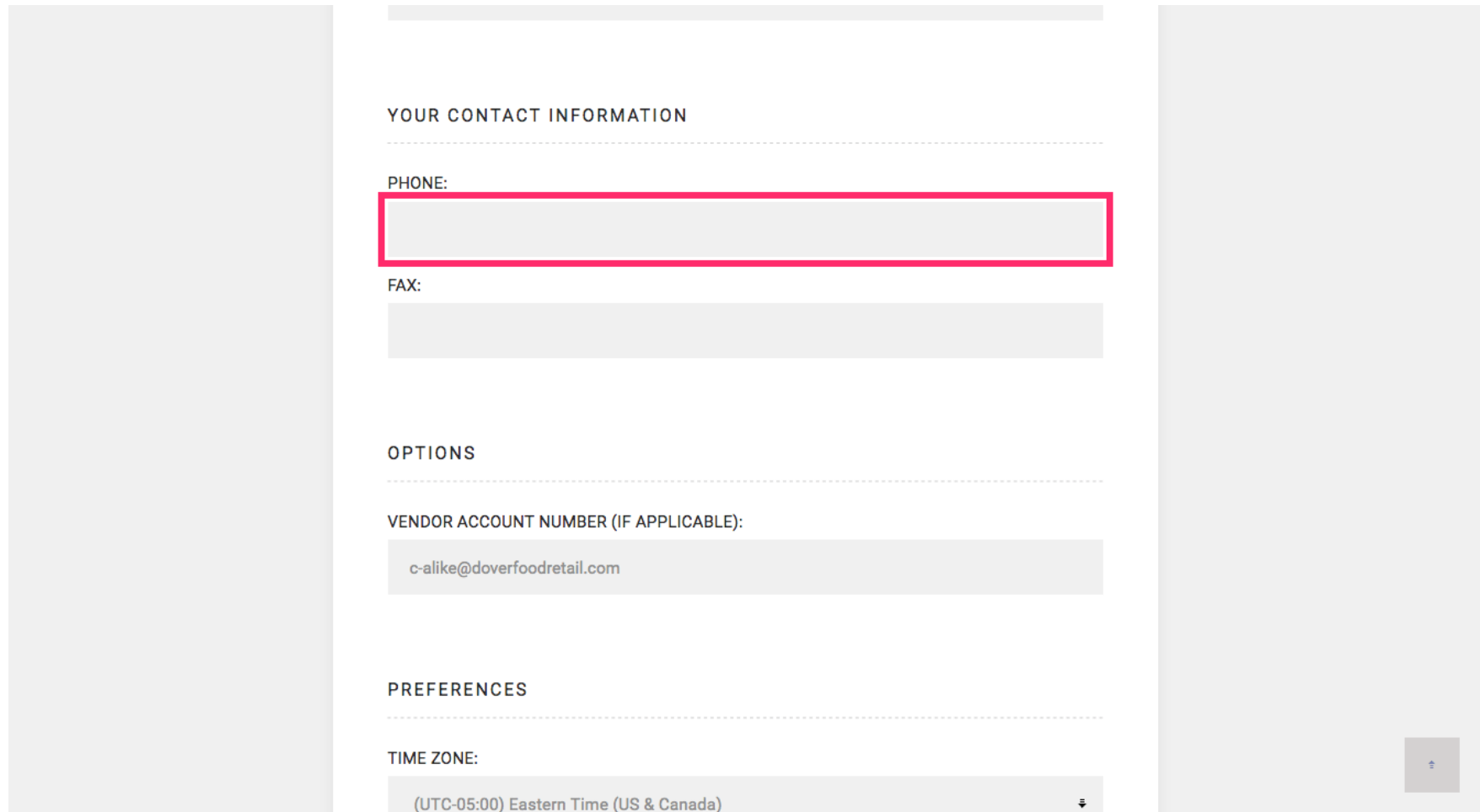
STATE / PROVINCE:

Virginia

- Montana
- Nebraska
- Nevada
- New Hampshire
- New Jersey
- New Mexico
- New York
- North Carolina
- North Dakota
- Northern Mariana Islands
- Ohio
- Oklahoma
- Oregon
- Palau
- Pennsylvania
- Puerto Rico
- Rhode Island
- South Carolina
- South Dakota
- Tennessee
- Texas
- Utah
- Vermont
- Virgin Islands
- Virginia
- Washington
- West Virginia
- Wisconsin
- Wyoming

Parts One Store Guide: Signing Up for a Parts One Store Account

Type in your **Business Phone Number**.



The image shows a registration form with several sections. The 'PHONE:' field is highlighted with a red border. The 'VENDOR ACCOUNT NUMBER (IF APPLICABLE):' field contains the email address 'c-alike@doverfoodretail.com'. The 'TIME ZONE:' field is set to '(UTC-05:00) Eastern Time (US & Canada)'. There is a small blue icon in the bottom right corner of the form area.

YOUR CONTACT INFORMATION

PHONE:

FAX:

OPTIONS

VENDOR ACCOUNT NUMBER (IF APPLICABLE):

c-alike@doverfoodretail.com

PREFERENCES

TIME ZONE:

(UTC-05:00) Eastern Time (US & Canada)

Parts One Store Guide: Signing Up for a Parts One Store Account

Enter **your vendor account number if applicable.**

OPTIONS

VENDOR ACCOUNT NUMBER (IF APPLICABLE):


PREFERENCES

TIME ZONE:
(UTC-05:00) Eastern Time (US & Canada)

YOUR PASSWORD

PASSWORD: *

CONFIRM PASSWORD: *

I'm not a robot  reCAPTCHA

Enter a secure but memorable password.

PREFERENCES


TIME ZONE:

(UTC-05:00) Eastern Time (US & Canada) ▾

YOUR PASSWORD

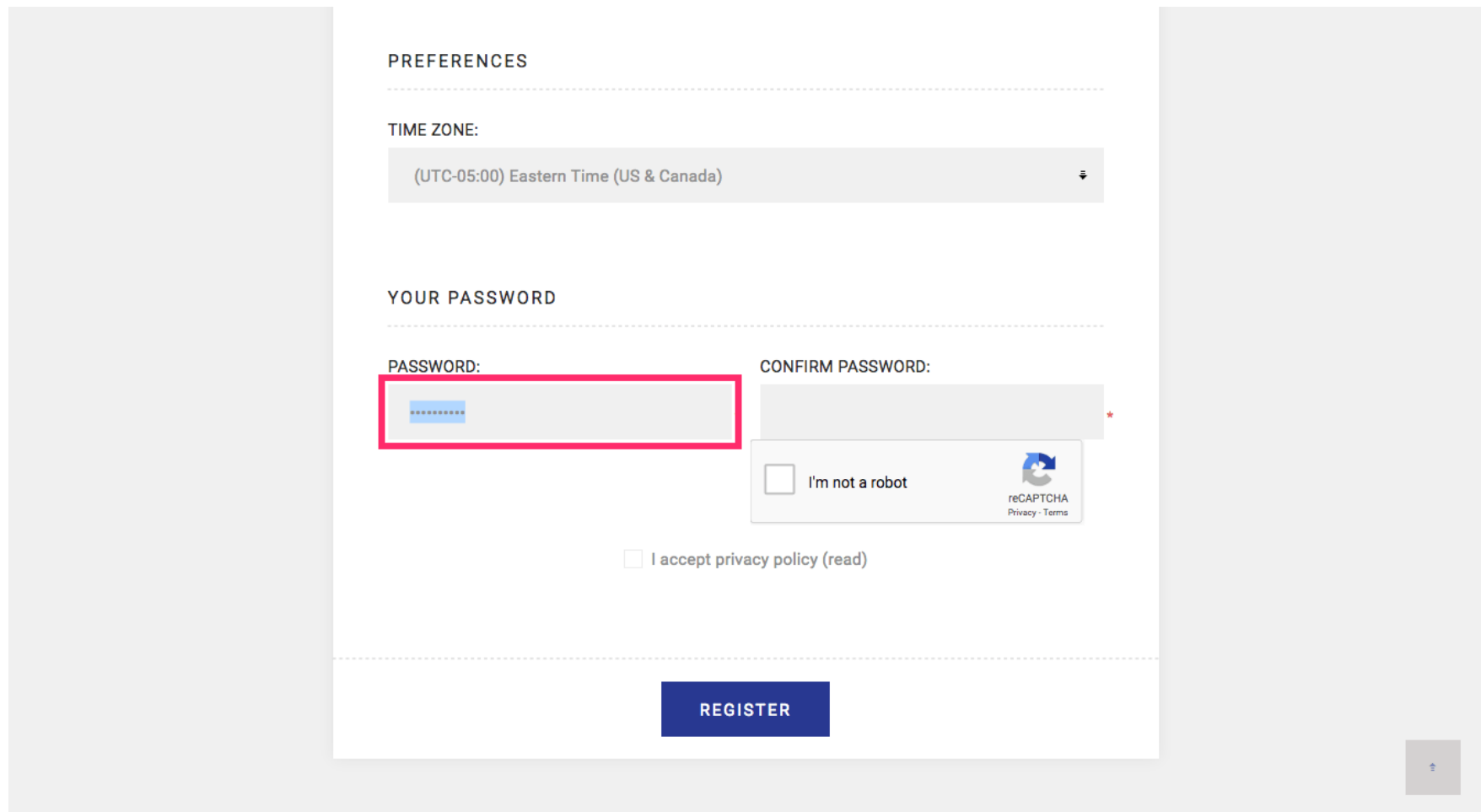
PASSWORD:

CONFIRM PASSWORD:

I'm not a robot  reCAPTCHA
Privacy - Terms

I accept privacy policy (read)

REGISTER

A screenshot of a registration form. The form is divided into sections by dashed lines. The first section is 'PREFERENCES' and contains a 'TIME ZONE:' dropdown menu set to '(UTC-05:00) Eastern Time (US & Canada)'. The second section is 'YOUR PASSWORD' and contains two password input fields: 'PASSWORD:' and 'CONFIRM PASSWORD:'. The 'PASSWORD:' field is highlighted with a red rectangular border. Below the password fields is a reCAPTCHA widget with the text 'I'm not a robot' and a checkbox. Below the reCAPTCHA is another checkbox with the text 'I accept privacy policy (read)'. At the bottom of the form is a blue 'REGISTER' button. The entire form is set against a light gray background.

Confirm your password.

PREFERENCES


TIME ZONE:

(UTC-05:00) Eastern Time (US & Canada) ▾

YOUR PASSWORD

PASSWORD:

CONFIRM PASSWORD:

I'm not a robot  reCAPTCHA
Privacy - Terms

I accept privacy policy (read)

[REGISTER](#)

Click I accept privacy policy after reading the terms.

PREFERENCES


TIME ZONE:

(UTC-05:00) Eastern Time (US & Canada) ▾

YOUR PASSWORD

PASSWORD: *

CONFIRM PASSWORD: *

I'm not a robot  reCAPTCHA
Privacy - Terms

I accept privacy policy (read)

REGISTER

Click **Register**

PREFERENCES


TIME ZONE:

(UTC-05:00) Eastern Time (US & Canada) ▾

YOUR PASSWORD


PASSWORD: *

CONFIRM PASSWORD: *

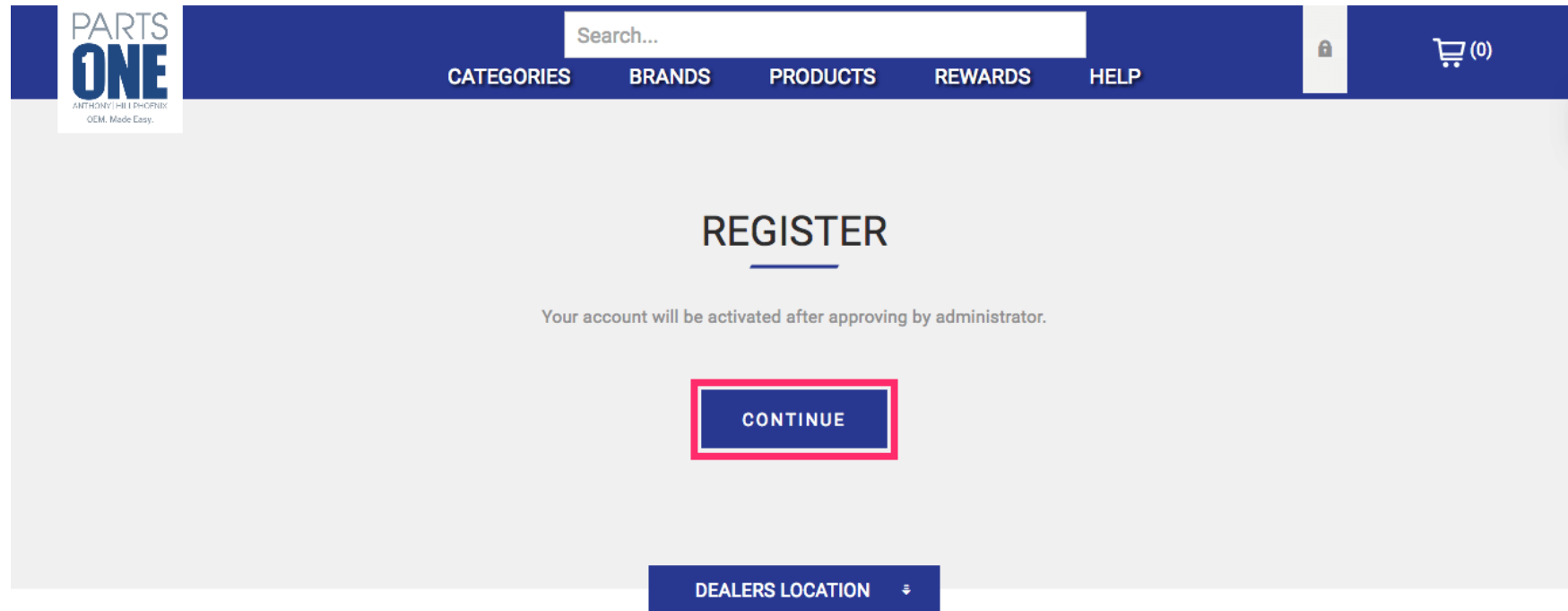
I'm not a robot  reCAPTCHA
Privacy - Terms

I accept privacy policy (read)

REGISTER



You will be contacted by an administrator within two business days.



FIND US

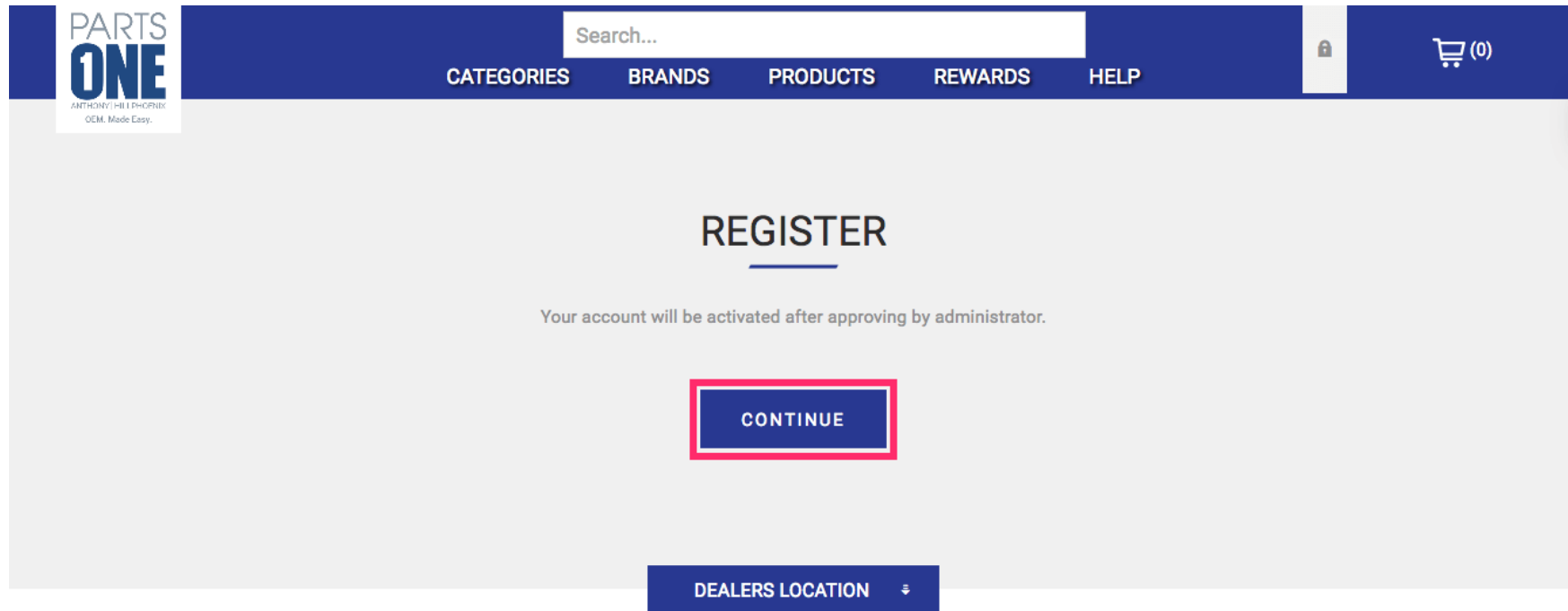
📍 2016 Gees Mill Road, Conyers, GA, 30013
✉ storefeedback@partsonestore.com
☎ 1 833-372-7871

INFORMATION

Contact us
Shipping & returns
Privacy notice

MY ACCOUNT

Orders
Recently viewed products
Sitemap



FIND US

📍 2016 Gees Mill Road, Conyers, GA, 30013

✉ storefeedback@partsonestore.com

☎ 1 833-372-7871

INFORMATION

Contact us

Shipping & returns

Privacy notice

MY ACCOUNT

Orders

Recently viewed products

Sitemap